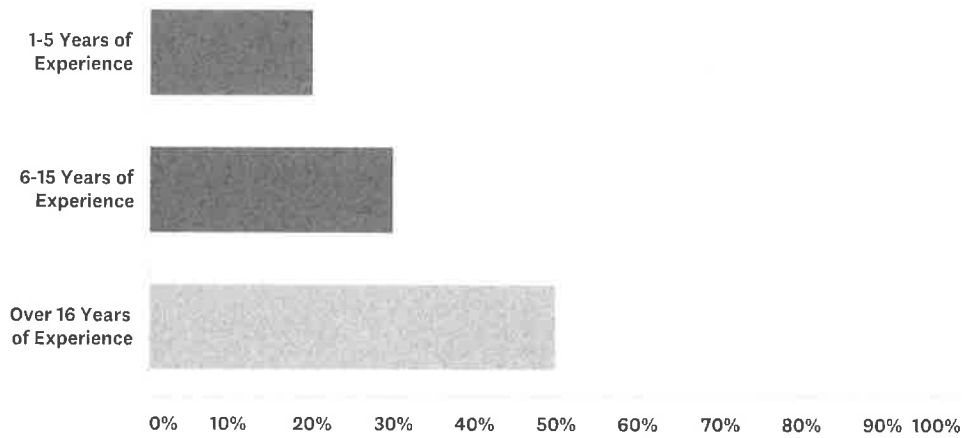


Copy of PFT Interest Survey

# Q1 How many years of experience do you have in Poway Unified School District?

Answered: 452 Skipped: 2



**ANSWER CHOICES**

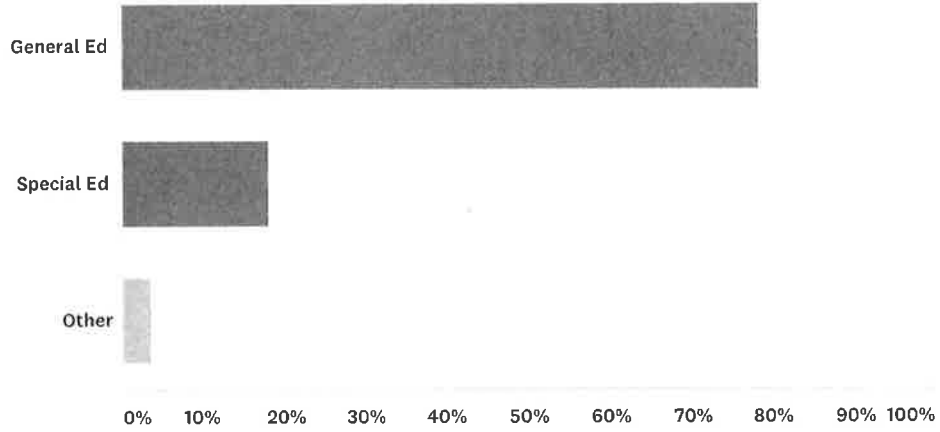
**RESPONSES**

1-5 Years of Experience	20.13%	91
6-15 Years of Experience	29.87%	135
Over 16 Years of Experience	50.00%	226
<b>TOTAL</b>		<b>452</b>

Copy of PFT Interest Survey

## Q2 Which of the following best matches your assignment?

Answered: 451 Skipped: 3



**ANSWER CHOICES**

General Ed  
Special Ed  
Other  
TOTAL

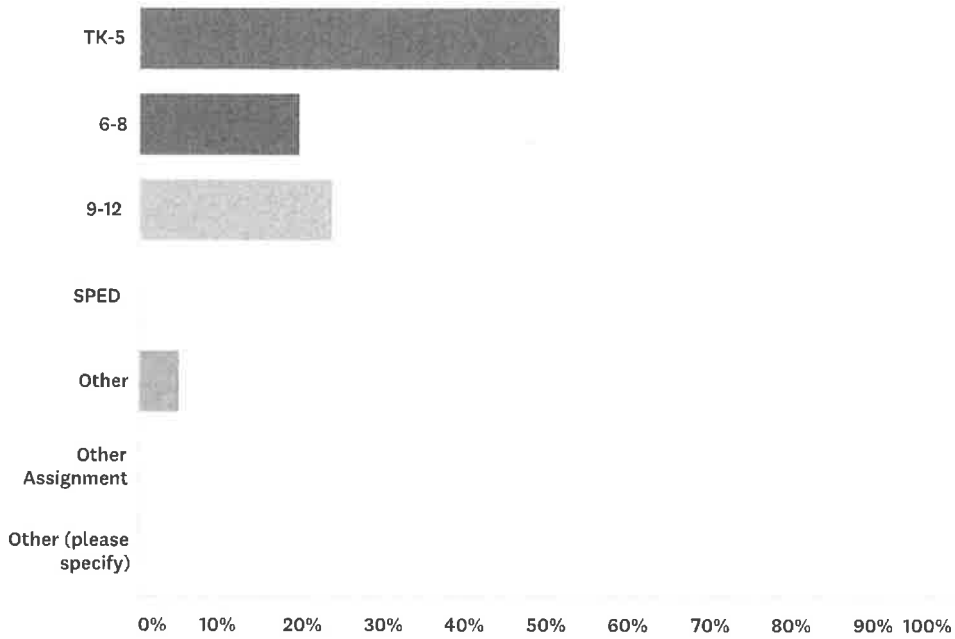
**RESPONSES**

78.49%	354
17.96%	81
3.55%	16
	451

Copy of PFT Interest Survey

### Q3 What level do you teach?

Answered: 453 Skipped: 1



**ANSWER CHOICES**

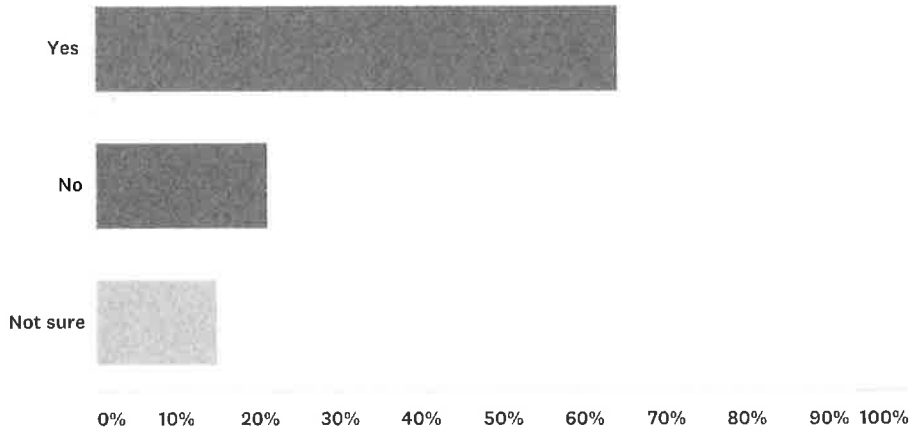
**RESPONSES**

ANSWER CHOICES	RESPONSES	
TK-5	51.66%	234
6-8	19.65%	89
9-12	23.62%	107
SPED	0.00%	0
Other	5.08%	23
Other Assignment	0.00%	0
Other (please specify)	0.00%	0
TOTAL		453

Copy of PFT Interest Survey

### Q4 Would you be in favor of more collaboration time with your colleagues via the X-Ploration model?

Answered: 223 Skipped: 231



**ANSWER CHOICES**

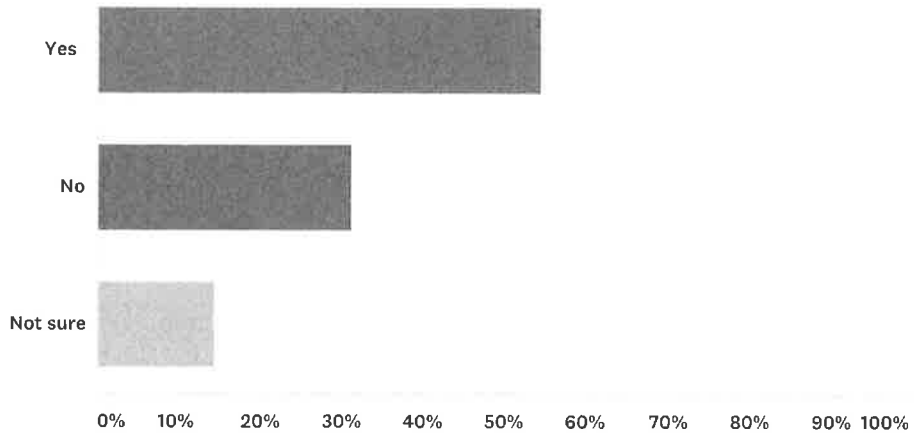
**RESPONSES**

Yes	64.13%	143
No	21.08%	47
Not sure	14.80%	33
<b>TOTAL</b>		<b>223</b>

Copy of PFT Interest Survey

### Q5 Would you be in favor of more frequent X-Ploration time for your students?

Answered: 222 Skipped: 232



**ANSWER CHOICES**

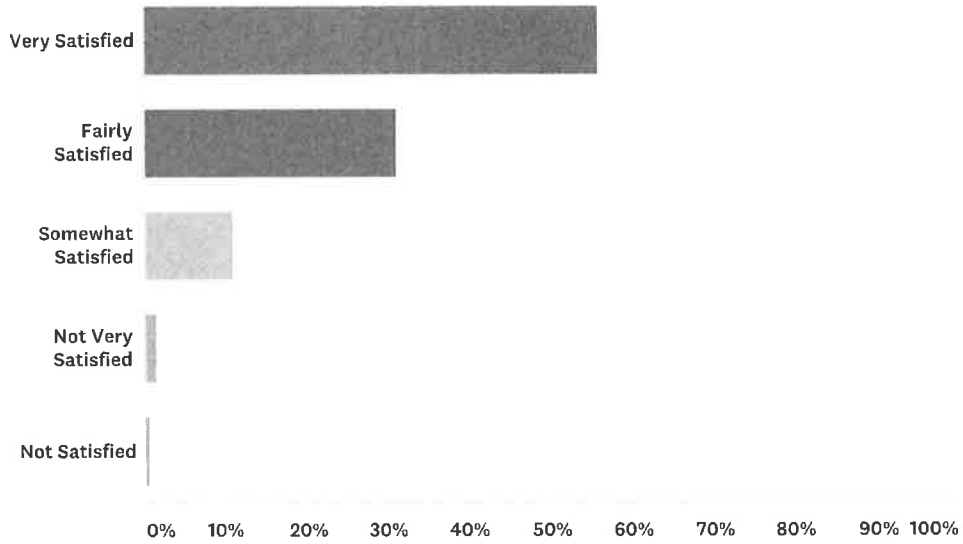
**RESPONSES**

Yes	54.50%	121
No	31.08%	69
Not sure	14.41%	32
TOTAL		222

Copy of PFT Interest Survey

### Q6 How satisfied are you with your ability to exercise professional discretion in the classroom?

Answered: 428 Skipped: 26

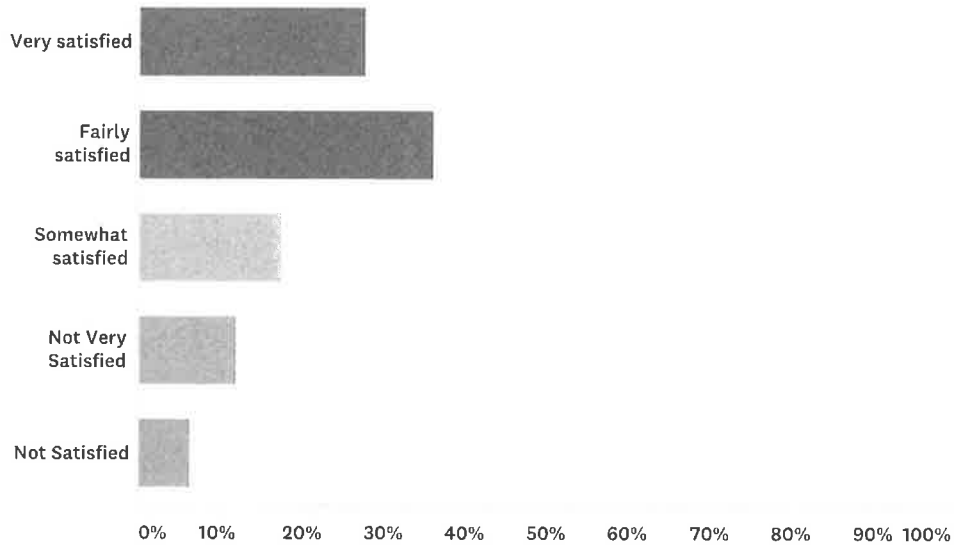


ANSWER CHOICES	RESPONSES	
Very Satisfied	55.84%	239
Fairly Satisfied	31.07%	133
Somewhat Satisfied	10.98%	47
Not Very Satisfied	1.40%	6
Not Satisfied	0.70%	3
<b>TOTAL</b>		<b>428</b>

Copy of PFT Interest Survey

### Q7 How satisfied are you with your before and after school responsibilities/other duties as assigned?

Answered: 429 Skipped: 25



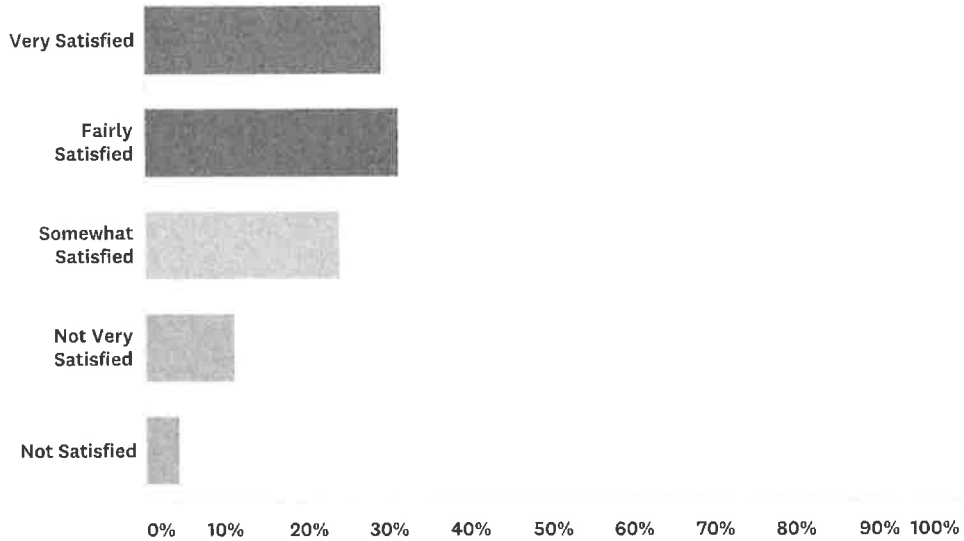
**ANSWER CHOICES**

**RESPONSES**

Very satisfied	27.74%	119
Fairly satisfied	36.13%	155
Somewhat satisfied	17.48%	75
Not Very Satisfied	12.12%	52
Not Satisfied	6.53%	28
<b>TOTAL</b>		<b>429</b>

### Q8 How satisfied are you with the level of administrative support you receive?

Answered: 431 Skipped: 23



**ANSWER CHOICES**

**RESPONSES**

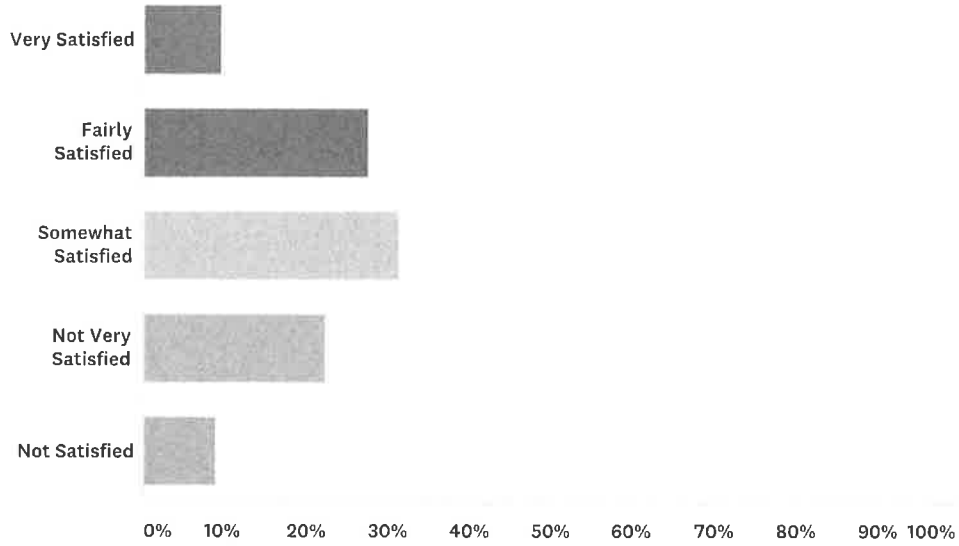
Very Satisfied	29.23%	126
Fairly Satisfied	31.32%	135
Somewhat Satisfied	24.13%	104
Not Very Satisfied	11.14%	48
Not Satisfied	4.18%	18
<b>TOTAL</b>		<b>431</b>



Copy of PFT Interest Survey

### Q9 How satisfied are you with the availability of curriculum materials and supplies?

Answered: 434 Skipped: 20



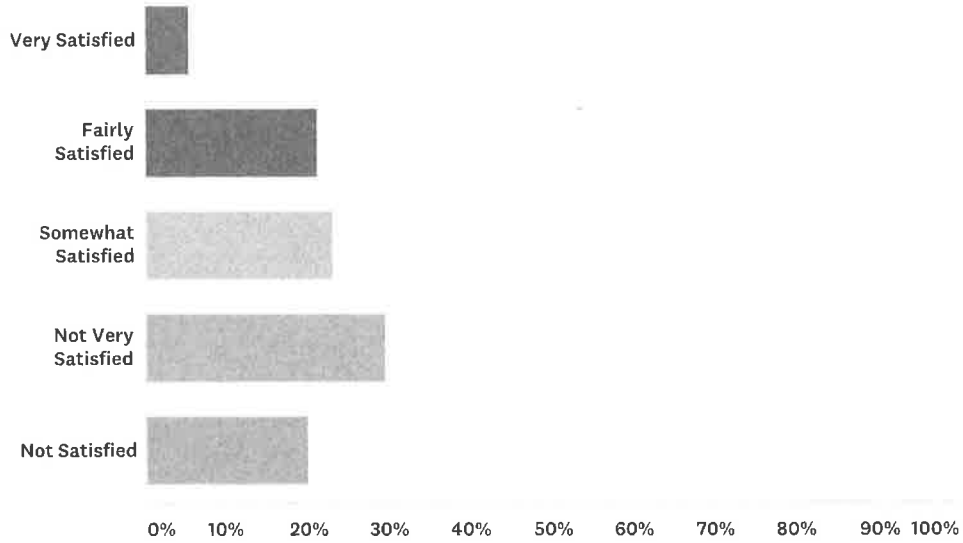
**ANSWER CHOICES**

**RESPONSES**

Very Satisfied	9.68%	42
Fairly Satisfied	27.65%	120
Somewhat Satisfied	31.34%	136
Not Very Satisfied	22.35%	97
Not Satisfied	8.99%	39
<b>TOTAL</b>		<b>434</b>

### Q10 How satisfied are you with class size?

Answered: 433 Skipped: 21

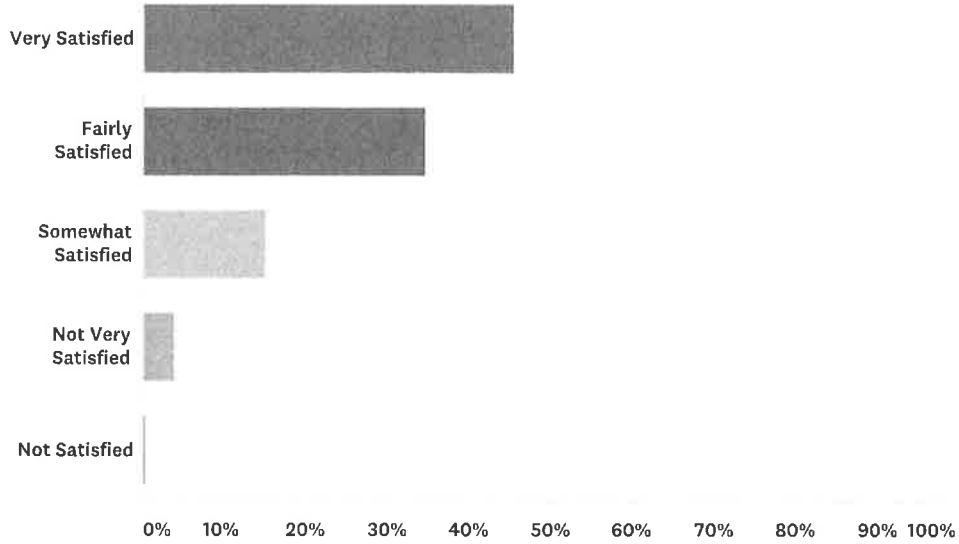


ANSWER CHOICES	RESPONSES	
Very Satisfied	5.54%	24
Fairly Satisfied	21.25%	92
Somewhat Satisfied	23.33%	101
Not Very Satisfied	29.79%	129
Not Satisfied	20.09%	87
TOTAL		433

Copy of PFT Interest Survey

Q11 How satisfied are you with the health and welfare benefits you receive?

Answered: 434 Skipped: 20



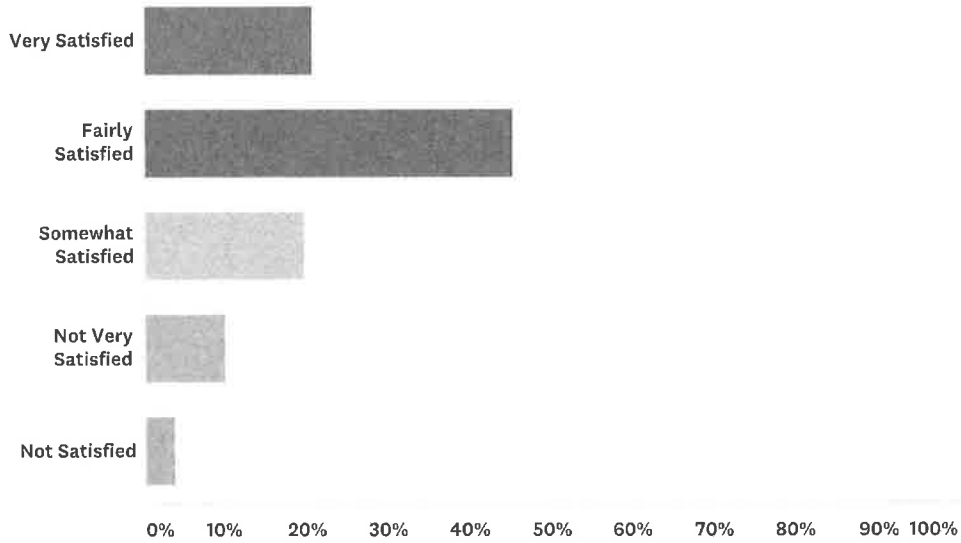
**ANSWER CHOICES**

**RESPONSES**

Very Satisfied	45.62%	198
Fairly Satisfied	34.79%	151
Somewhat Satisfied	15.21%	66
Not Very Satisfied	3.92%	17
Not Satisfied	0.46%	2
<b>TOTAL</b>		<b>434</b>

### Q12 How satisfied are you with your salary?

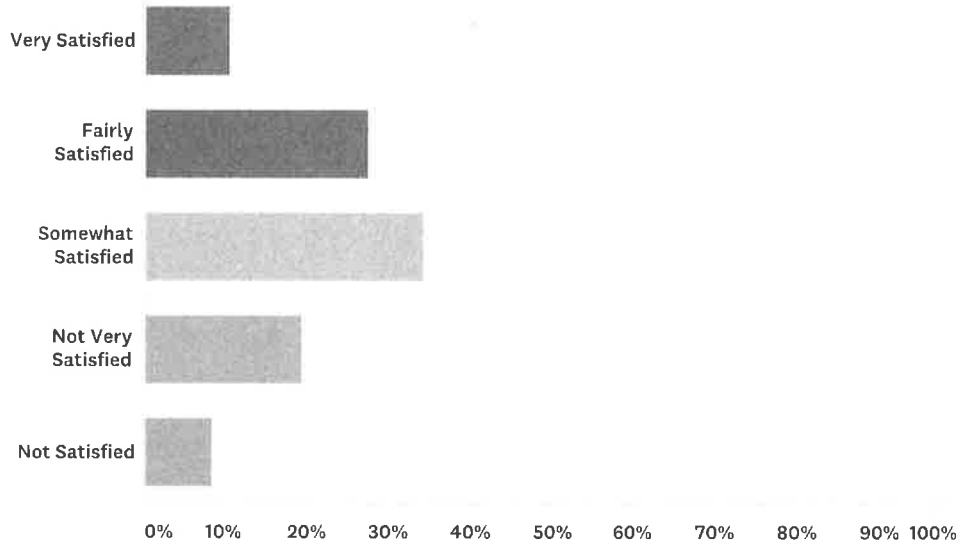
Answered: 434 Skipped: 20



ANSWER CHOICES	RESPONSES	
Very Satisfied	20.97%	91
Fairly Satisfied	45.39%	197
Somewhat Satisfied	19.82%	86
Not Very Satisfied	10.14%	44
Not Satisfied	3.69%	16
<b>TOTAL</b>		<b>434</b>

### Q13 How satisfied are you with Staff Development/Professional Growth days?

Answered: 434 Skipped: 20



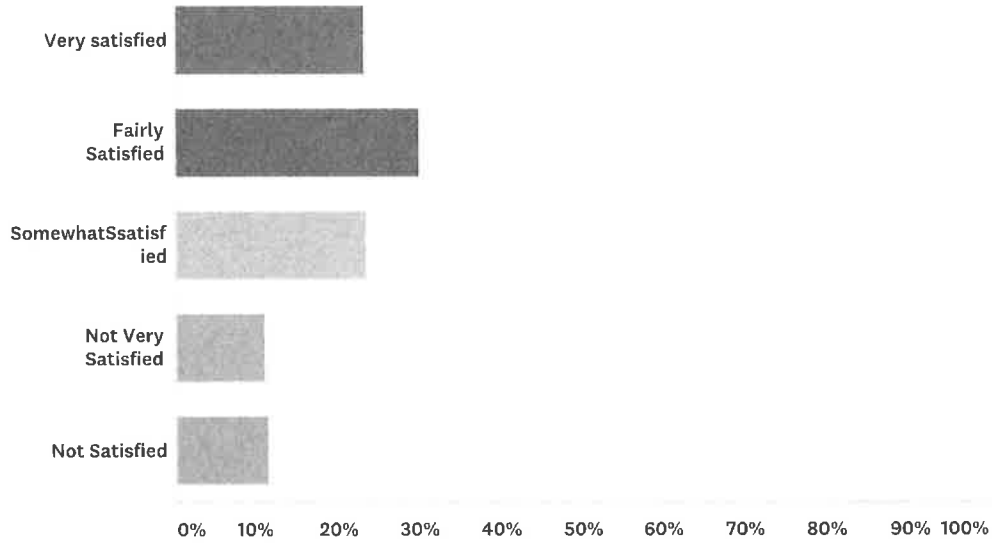
**ANSWER CHOICES**

**RESPONSES**

Very Satisfied	10.37%	45
Fairly Satisfied	27.65%	120
Somewhat Satisfied	34.33%	149
Not Very Satisfied	19.35%	84
Not Satisfied	8.29%	36
<b>TOTAL</b>		<b>434</b>

## Q14 How satisfied are you with Flex Time?

Answered: 434 Skipped: 20

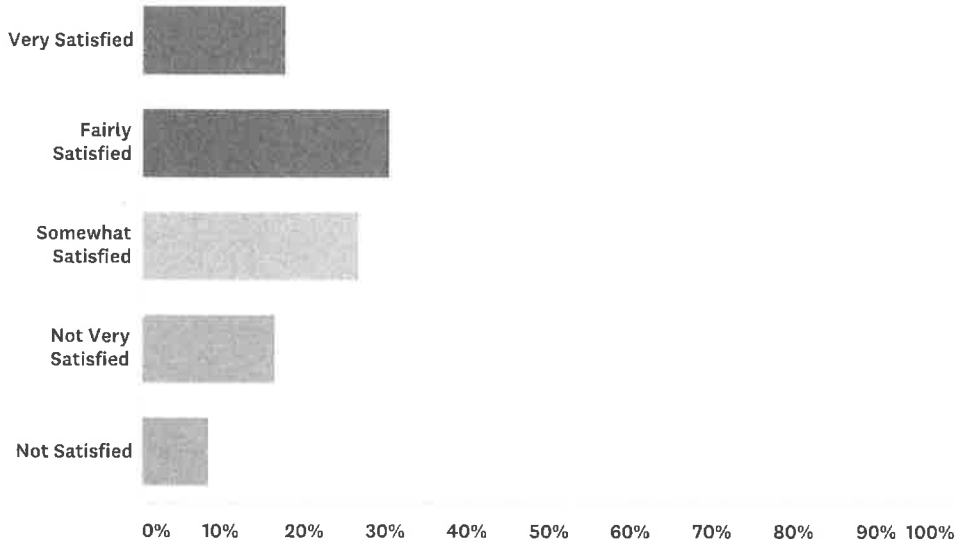


ANSWER CHOICES	RESPONSES	
Very satisfied	23.50%	102
Fairly Satisfied	30.18%	131
Somewhat Satisfied	23.73%	103
Not Very Satisfied	11.06%	48
Not Satisfied	11.52%	50
<b>TOTAL</b>		<b>434</b>

Copy of PFT Interest Survey

### Q15 How satisfied are you with the support you receive in student discipline cases?

Answered: 433 Skipped: 21



**ANSWER CHOICES**

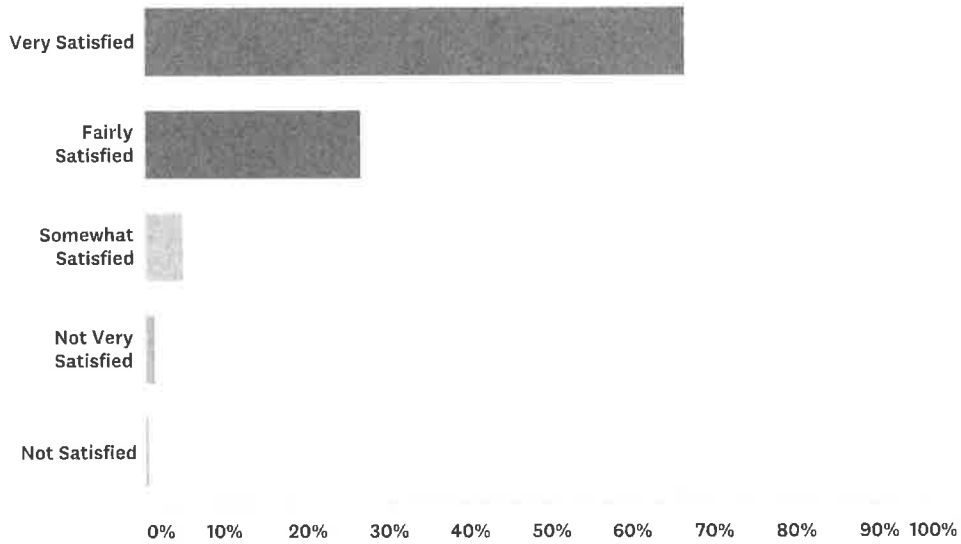
**RESPONSES**

Very Satisfied	17.78%	77
Fairly Satisfied	30.48%	132
Somewhat Satisfied	26.79%	116
Not Very Satisfied	16.63%	72
Not Satisfied	8.31%	36
<b>TOTAL</b>		<b>433</b>

Copy of PFT Interest Survey

### Q16 How satisfied are you with PFT when it comes to communicating to keep you informed?

Answered: 432 Skipped: 22



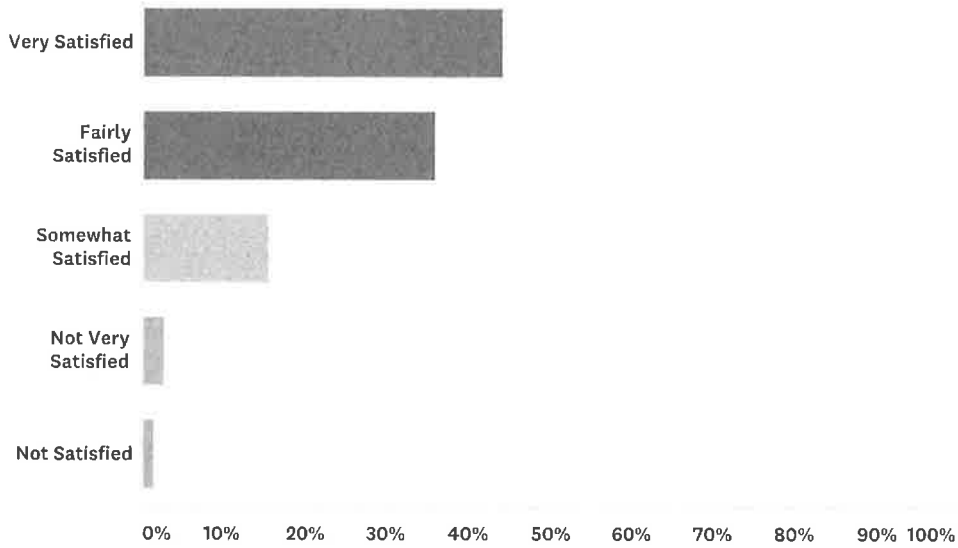
ANSWER CHOICES	RESPONSES	
Very Satisfied	66.67%	288
Fairly Satisfied	26.85%	116
Somewhat Satisfied	4.86%	21
Not Very Satisfied	1.16%	5
Not Satisfied	0.46%	2
<b>TOTAL</b>		<b>432</b>



Copy of PFT Interest Survey

Q17 How satisfied are you with PFT when it comes to influencing policies affecting teaching and learning in PUSD? (ie. PPAP/TLC's/TPLES/PLAB)

Answered: 430 Skipped: 24

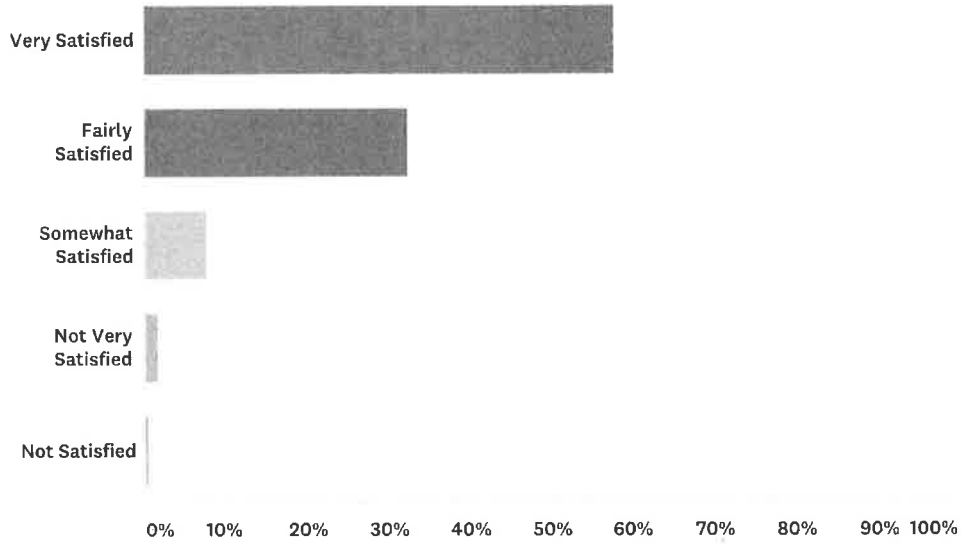


ANSWER CHOICES	RESPONSES	
Very Satisfied	44.19%	190
Fairly Satisfied	36.05%	155
Somewhat Satisfied	15.58%	67
Not Very Satisfied	2.79%	12
Not Satisfied	1.40%	6
TOTAL		430

Copy of PFT Interest Survey

### Q18 How satisfied are you with PFT when it comes to negotiating good contracts?

Answered: 432 Skipped: 22



**ANSWER CHOICES**

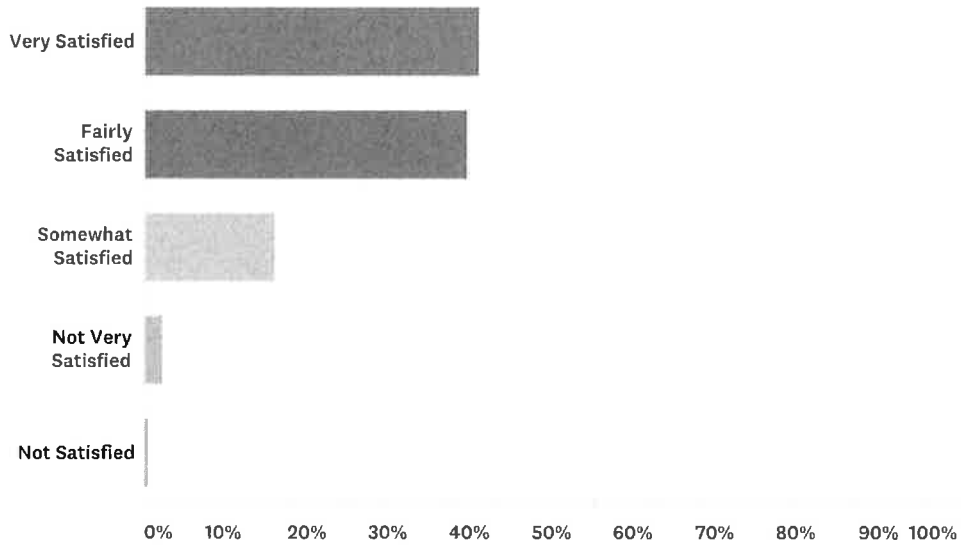
**RESPONSES**

Very Satisfied	57.87%	250
Fairly Satisfied	32.41%	140
Somewhat Satisfied	7.64%	33
Not Very Satisfied	1.62%	7
Not Satisfied	0.46%	2
<b>TOTAL</b>		<b>432</b>

Copy of PFT Interest Survey

**Q19 How satisfied are you with PFT when it comes to working to elect school board members who support teachers and students?**

Answered: 431 Skipped: 23

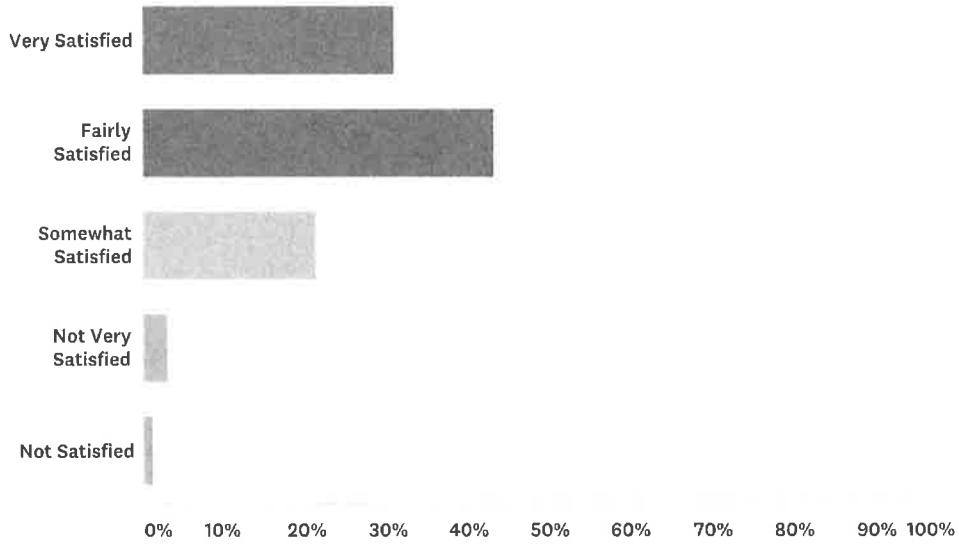


ANSWER CHOICES	RESPONSES	
Very Satisfied	41.30%	178
Fairly Satisfied	39.68%	171
Somewhat Satisfied	16.01%	69
Not Very Satisfied	2.32%	10
Not Satisfied	0.70%	3
<b>TOTAL</b>		<b>431</b>

Copy of PFT Interest Survey

### Q20 How satisfied are you with PFT when it comes to working on statewide candidates and propositions that affect public education?

Answered: 432 Skipped: 22

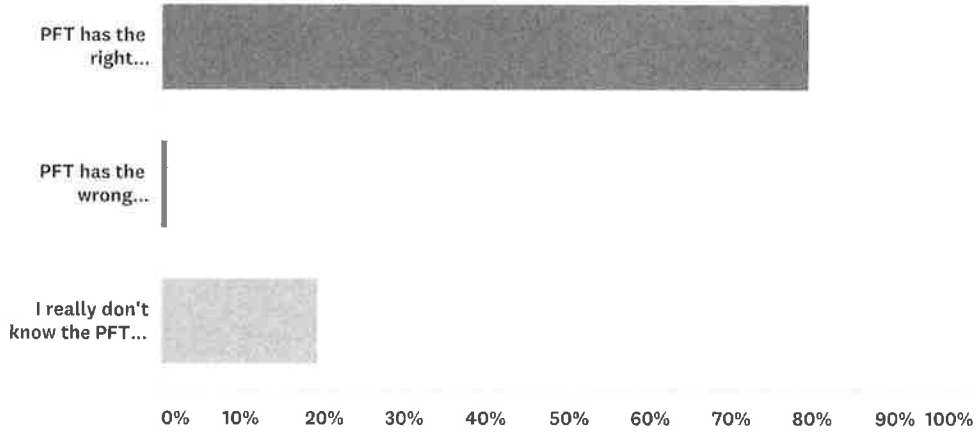


ANSWER CHOICES	RESPONSES	
Very Satisfied	31.02%	134
Fairly Satisfied	43.29%	187
Somewhat Satisfied	21.30%	92
Not Very Satisfied	3.24%	14
Not Satisfied	1.16%	5
<b>TOTAL</b>		<b>432</b>

Copy of PFT Interest Survey

### Q21 Which of the following best describes your feelings about the PFT?

Answered: 430 Skipped: 24



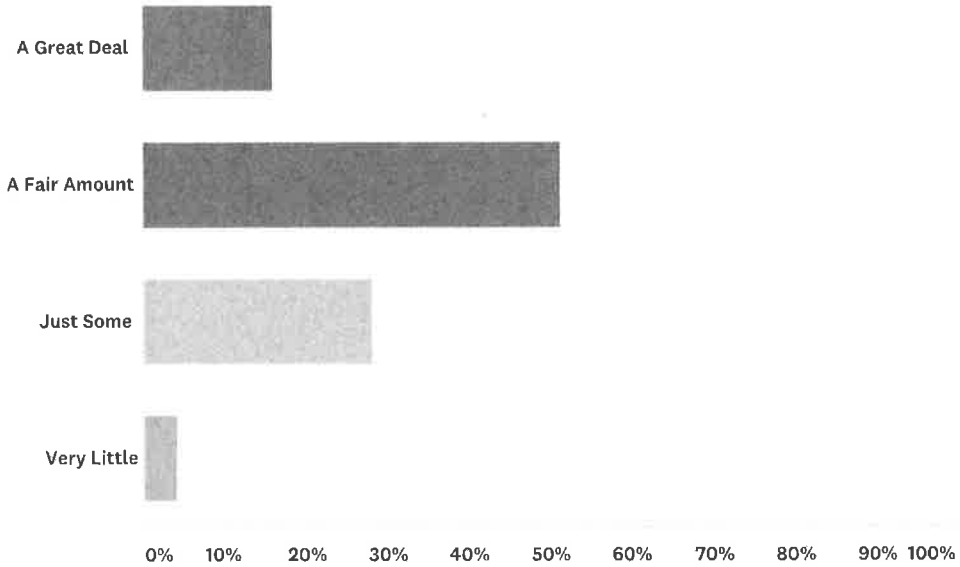
**ANSWER CHOICES**

**RESPONSES**

PFT has the right priorities and is moving in the right direction.	79.77%	343
PFT has the wrong priorities and is moving in the wrong direction.	0.93%	4
I really don't know the PFTs priorities or where it is heading.	19.30%	83
<b>TOTAL</b>		<b>430</b>

## Q22 How much do you feel you know about the PFT?

Answered: 433 Skipped: 21



### ANSWER CHOICES

A Great Deal

A Fair Amount

Just Some

Very Little

TOTAL

### RESPONSES

16.17%

51.50%

28.18%

4.16%

70

223

122

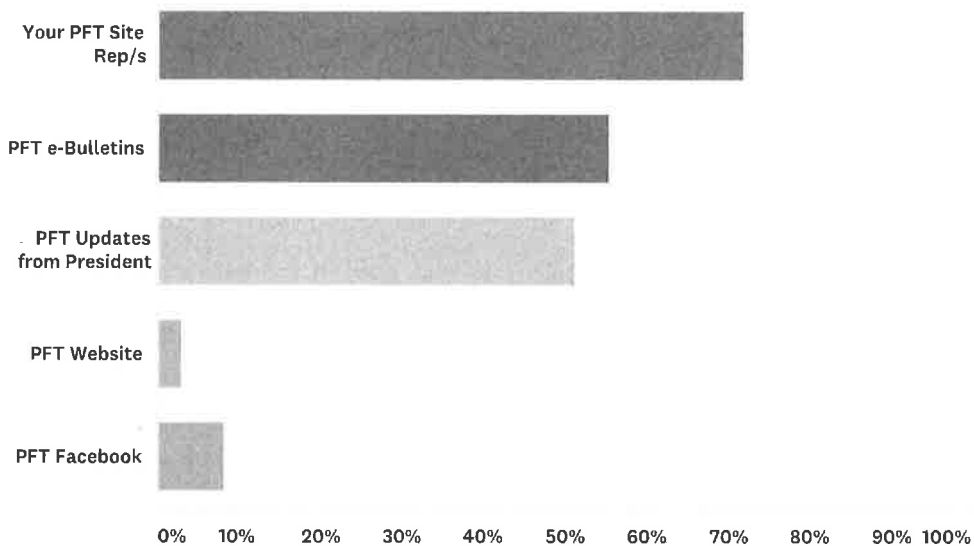
18

433

Copy of PFT Interest Survey

**Q23 Which of the following do you consider your top two sources of information about the PFT? Please click OK to move onto the next question.**

Answered: 429 Skipped: 25



**ANSWER CHOICES**

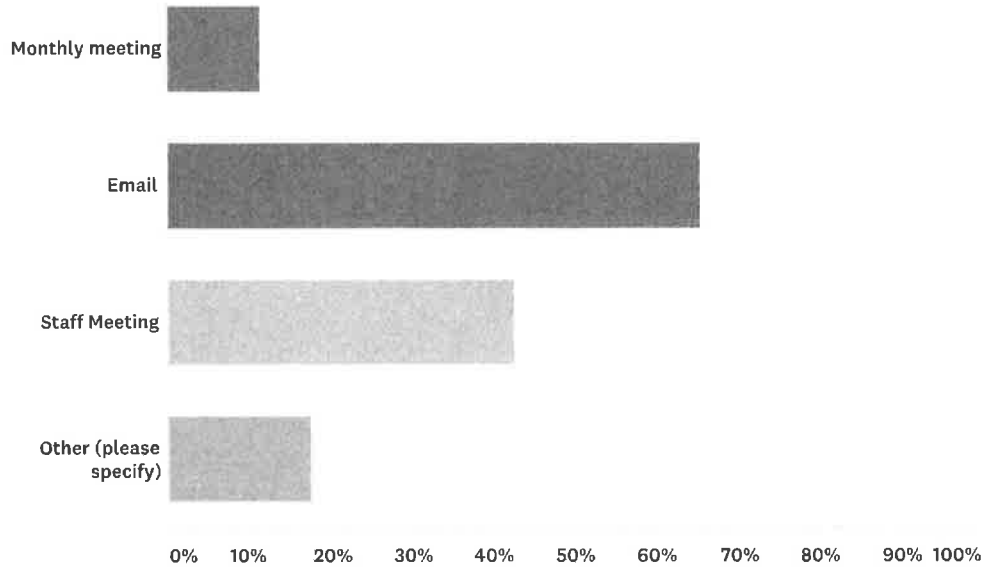
**RESPONSES**

Your PFT Site Rep/s	72.03%	309
PFT e-Bulletins	55.48%	238
PFT Updates from President	51.28%	220
PFT Website	3.03%	13
PFT Facebook	8.16%	35
Total Respondents: 429		

Copy of PFT Interest Survey

Q24 How does your PFT Rep communicate information to you? Check all that apply. Please click OK to move onto the next question.

Answered: 431 Skipped: 23



**ANSWER CHOICES**

**RESPONSES**

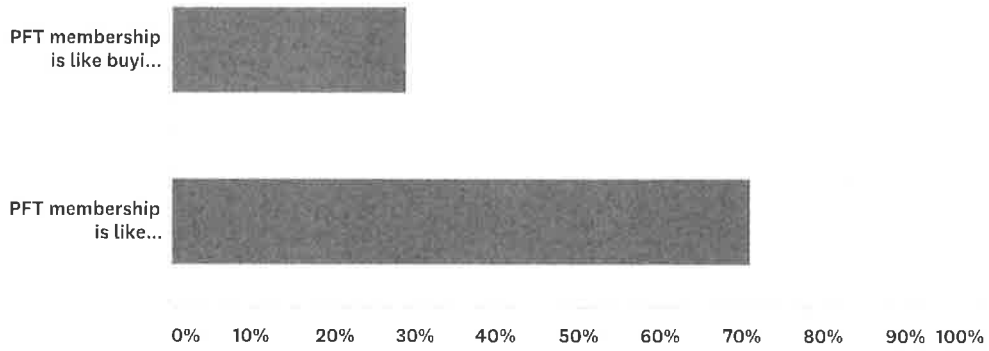
Monthly meeting	11.60%	50
Email	65.43%	282
Staff Meeting	42.69%	184
Other (please specify)	17.63%	76
Total Respondents: 431		



Copy of PFT Interest Survey

Q25 Which of the following two statements best describes what membership in PFT means to you?

Answered: 428 Skipped: 26



**ANSWER CHOICES**

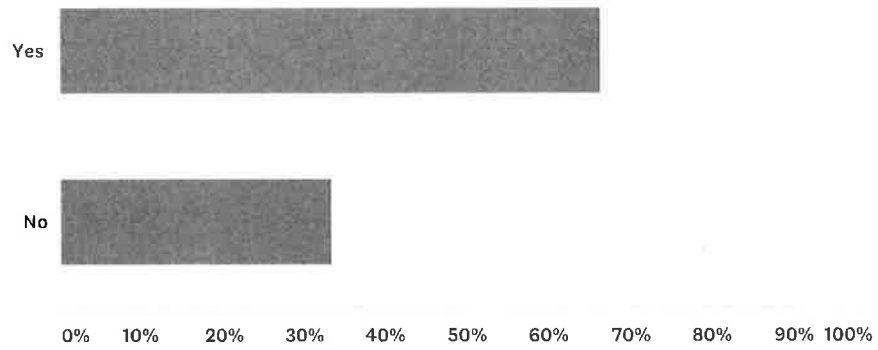
**RESPONSES**

PFT membership is like buying an insurance policy- it is mainly useful only if you need the union's help.	28.97%	124
PFT membership is like belonging to a community- it is about standing together with other members to make things better for everyone.	71.03%	304
<b>TOTAL</b>		<b>428</b>

Copy of PFT Interest Survey

Q26 Have you ever contacted PFT to provide you help or information?  
Please click NEXT after responding.

Answered: 434 Skipped: 20

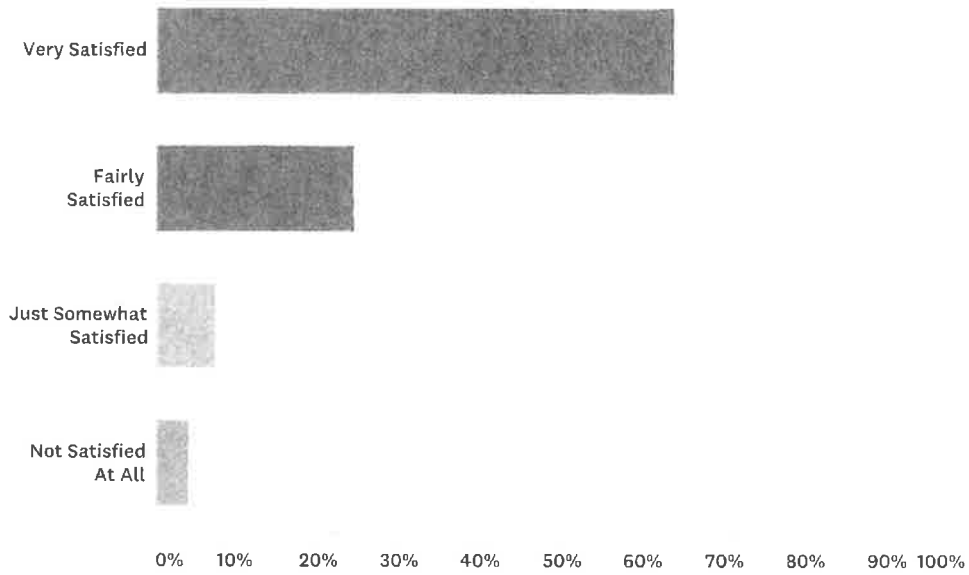


ANSWER CHOICES	RESPONSES	
Yes	66.59%	289
No	33.41%	145
TOTAL		434

Copy of PFT Interest Survey

### Q27 How would you describe your satisfaction with PFT's ability to provide help or information when you contacted our office?

Answered: 287 Skipped: 167



**ANSWER CHOICES**

Very Satisfied

Fairly Satisfied

Just Somewhat Satisfied

Not Satisfied At All

TOTAL

**RESPONSES**

64.11%

24.39%

7.32%

4.18%

184

70

21

12

287

